INFOGRAFIS PENDUDUK KELURAHAN CIPEDAK SEMESTER I TAHUN 2026

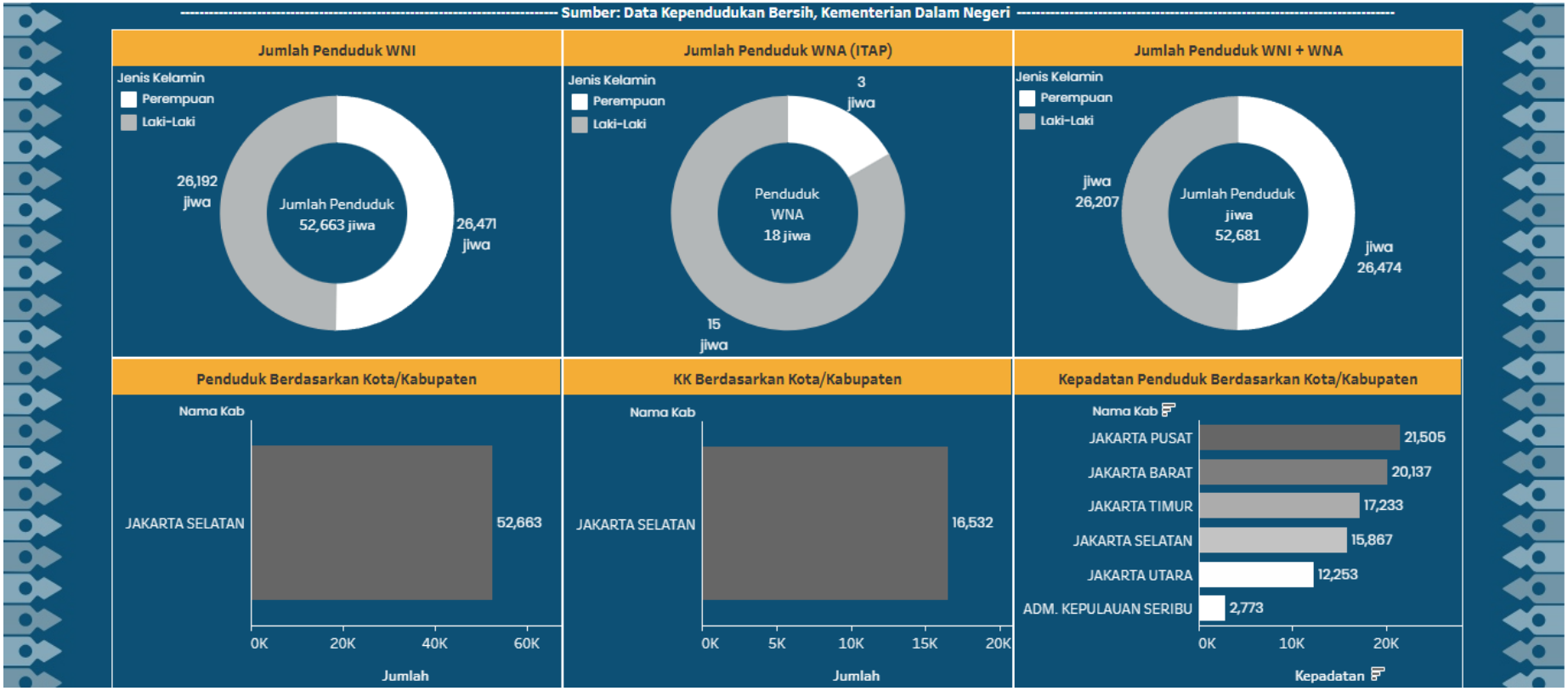

Piramida Penduduk

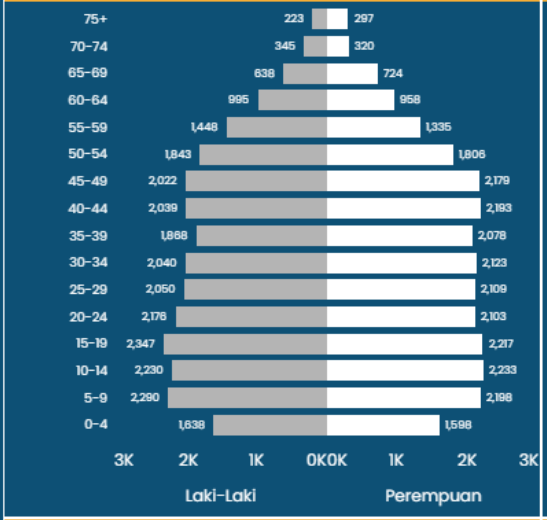

Piramida Kepala Keluarga

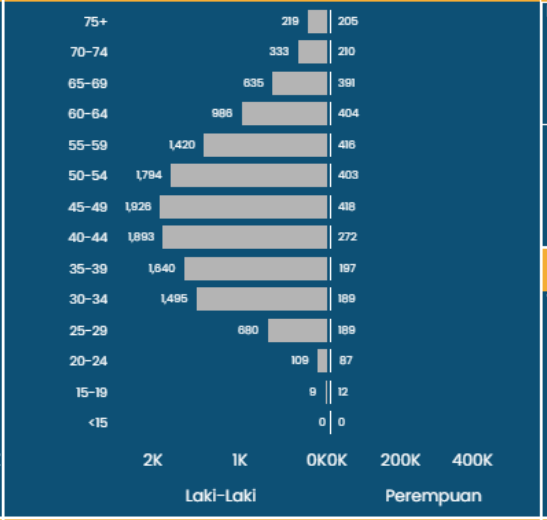

Jumlah Penduduk Berdasarkan Filter Usia

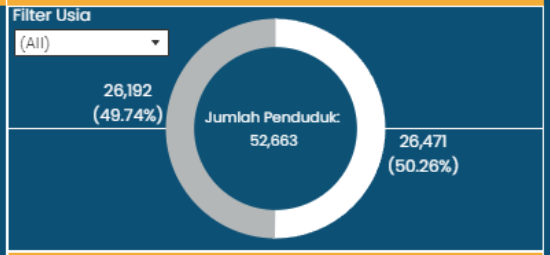

Kelompok Usia

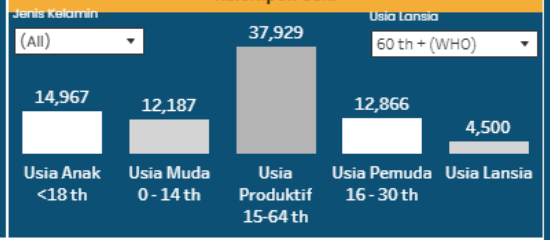

Generasi Penduduk

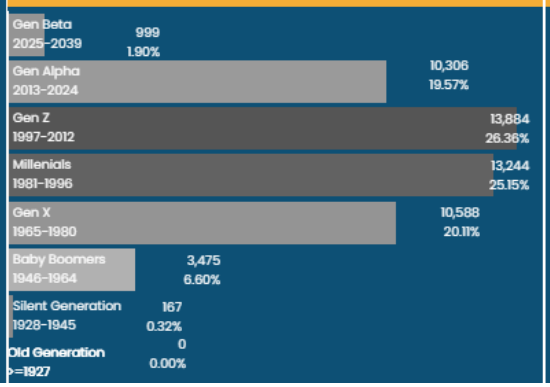

Jumlah Penduduk WNA (ITAS)

Jumlah Penduduk Disabilitas

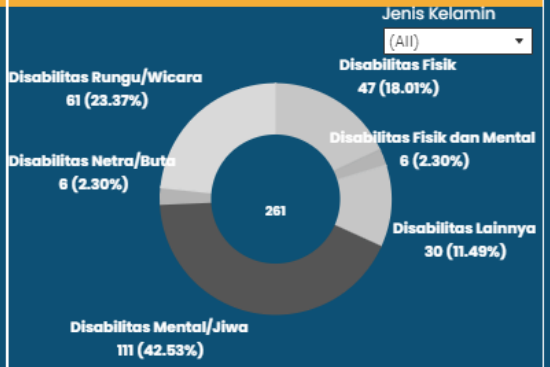

Pekerjaan 15 Tahun Keatas

Pekerjaan	
Karyawan Swasta	12,928 (31.94%)
Pelajar/Mahasiswa	10,581 (26.14%)
Mengurus Rumah Tangga	9,193 (22.71%)
Wiraswasta	2,849 (7.04%)
Buruh Harian Lepas	891 (2.20%)
Pegawai Negeri Sipil (PNS)	865 (2.14%)
Guru	759 (1.88%)
Belum/Tidak Bekerja	578 (1.43%)
Pensiunan	333 (0.82%)
Karyawan BUMN	301 (0.74%)
Tentara Nasional Indonesia (..	185 (0.46%)
Sopir	176 (0.43%)

Agama Penduduk

Agama	
Islam	50,464 (95.824%)
Kristen	1,501 (2.850%)
Katholik	591 (1.122%)
Buddha	59 (0.112%)
Hindu	44 (0.084%)
Khonghuchu	4 (0.008%)
Aliran Kepercayaan	0 (0.000%)

Pendidikan Usia 7 Tahun Keatas

Pendidikan	
SLTA/Sederajat	18,683 (39.13%)
SLTP/Sederajat	5,870 (12.29%)
Diploma IV/Strata I	6,995 (14.65%)
Belum Tamat SD/Sederajat	5,293 (11.09%)
Tidak/Belum Sekolah	4,543 (9.51%)
Tamat SD/Sederajat	3,130 (6.56%)
Akademi/Diploma III/S. Muda	2,208 (4.62%)
Strata II	765 (1.60%)
Diploma I/II	213 (0.45%)
Strata III	46 (0.10%)

Jumlah Kepala Keluarga

Jumlah Wajib KTP

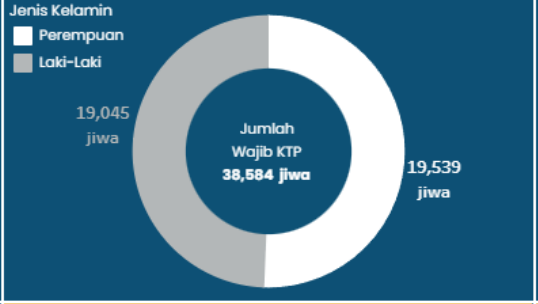

Jumlah Anak (0-17 Tahun)

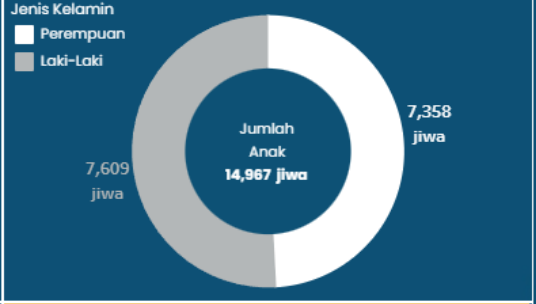

Status Hubungan Dalam Keluarga

Shdk	
Anak	24,084 (45.73%)
Kepala Keluarga	16,532 (31.39%)
Istri	11,013 (20.91%)
Lainnya	385 (0.73%)
Famili Lain	357 (0.68%)
Cucu	168 (0.32%)
Orang Tua	95 (0.18%)
Mertua	24 (0.05%)
Menantu	4 (0.01%)
Suami	1 (0.00%)

Status Perkawinan

Stat Kwn	
Belum Kawin	25,870 (49.12%)
Kawin	23,742 (45.08%)
Cerai Mati	1,941 (3.69%)
Cerai Hidup	1,110 (2.11%)

Golongan Darah

Gol Drh	
A	5,013 (9.52%)
AB	2,108 (4.00%)
O+	378 (0.72%)
B+	359 (0.68%)
A+	353 (0.67%)
AB+	139 (0.26%)
O−	492 (0.93%)
B−	214 (0.41%)
A−	174 (0.33%)
AB−	70 (0.13%)

Choose a format to download